

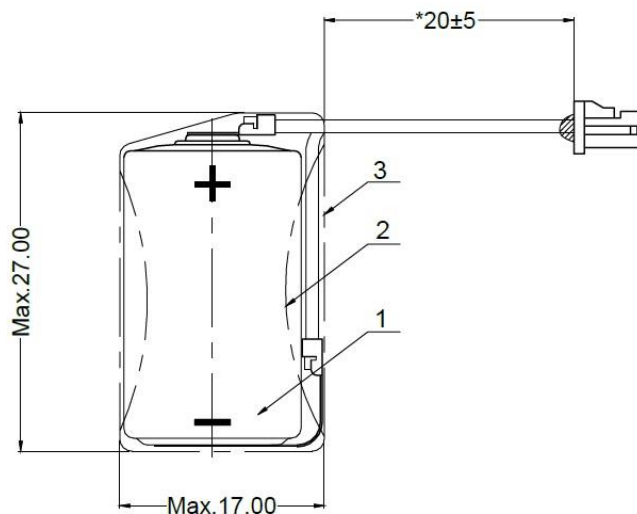

BroadSens SVT-A and SVT-V series wireless vibration sensors use ER14250 battery (1/2 AA battery size). EVE or Saft battery is recommended. Battery capacity 1200mAh, voltage 3.6V.

To replace the sensor battery, please first remove the sensor cap, and take a note at the direction of the battery. Unscrew the four metal screws that hold the sensor battery cover with the sensor PCB board. Disconnect the old battery, and insert the new battery. There is only one direction that allows the battery to be inserted. Insert the battery with battery cover and PCB back to the sensor base. Fasten the screws and put back the sensor cap.

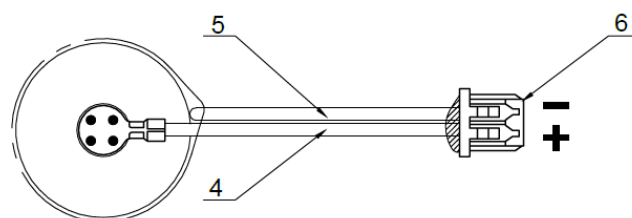
For details, please refer to sensor [battery replacement guide](#).



Replacement battery
ER14250 with connector



Battery cable length is 20mm



6	Connector	51021-2P
5	Black wire	UL1571 26AWG
4	Red wire	UL1571 26AWG
3	Tube PVC	25*0.06,Transparent
2	Tube PVC	39*0.1,Transparent
1	Cell	ER14250/EVE

“BroadSens, sense the broader world”

Website: www.broadsens.com

Sales: sales@broadsens.com

Support: support@broadsens.com

USA Headquarter

. 100 S Murphy Ave Ste 200, Sunnyvale, CA, 94086

Distributors

[Contact BroadSens](#)